


Tazewell County Budget FY14

June 4, 2013



Tazewell County's 50 Largest Employers

- 1. Wal Mart
- 2. Tazewell County School Board
- 3. Clinch Valley Community Hospital
- 4. Cumberland Mountain Community Services
- 5. Southwest Virginia Community College
- 6. Pocahontas State Correctional
- 7. Lowes' Home Centers, Inc.
- 8. Bluefield College
- 9. Tazewell County Virginia
- 10. First Community Bank
- 11. Food City
- 12. Magic Mart
- 13. Joy Technologies
- 14. McDonald's
- 15. Appalachian Agency for Seniors
- 16. Pyott Boone Electronics Inc.
- 17. Heritage Hall
- 18. Jennmar Corporation of Virginia
- 19. Town of Bluefield
- 20. Town of Richlands
- 21. Spandek Inc
- 22. Marshall Miller and Associates
- 23. Pemco Corporation
- 24. Knox Creek Coal
- 25. Clinch Valley Physicians
- 26. Chestnut Land Holdings, LLC
- 27. Tazewell Community Hospital
- 28. K.S. & J. Roustabout
- 29. Westwood Medical Park Ope LLC
- 30. Heintzmann Corp
- 31. Aramark Services
- 32. Community Based Services
- 33. Grants Supermarket
- 34. Clinch Valley Community Action
- 35. Hardee's
- 36. Tammy Bostic
- 37. Clinch River Forest Products I
- 38. CNX Gas Company
- 39. Tazewell County Board of Social Services
- 40. Ramey Chevrolet Inc.
- 41. First Sentinel Bank New
- 42. Food Lion
- 43. Wendy's
- 44. Pounding Mill Quarry Corporation
- 45. Limestone Dust Corp New
- 46. Tidewater Wholesale Grocery
- 47. Town of Tazewell
- 48. Black River Coal Inc
- 49. Contemporary Builders
- 50. Emats Inc

*Source: Virginia Employment Commission,
Quarterly Census of Employment and Wages (QCEW), 3rd Quarter (July, August, September) 2012*

Tazewell County Virginia

Employers by Size of Establishment

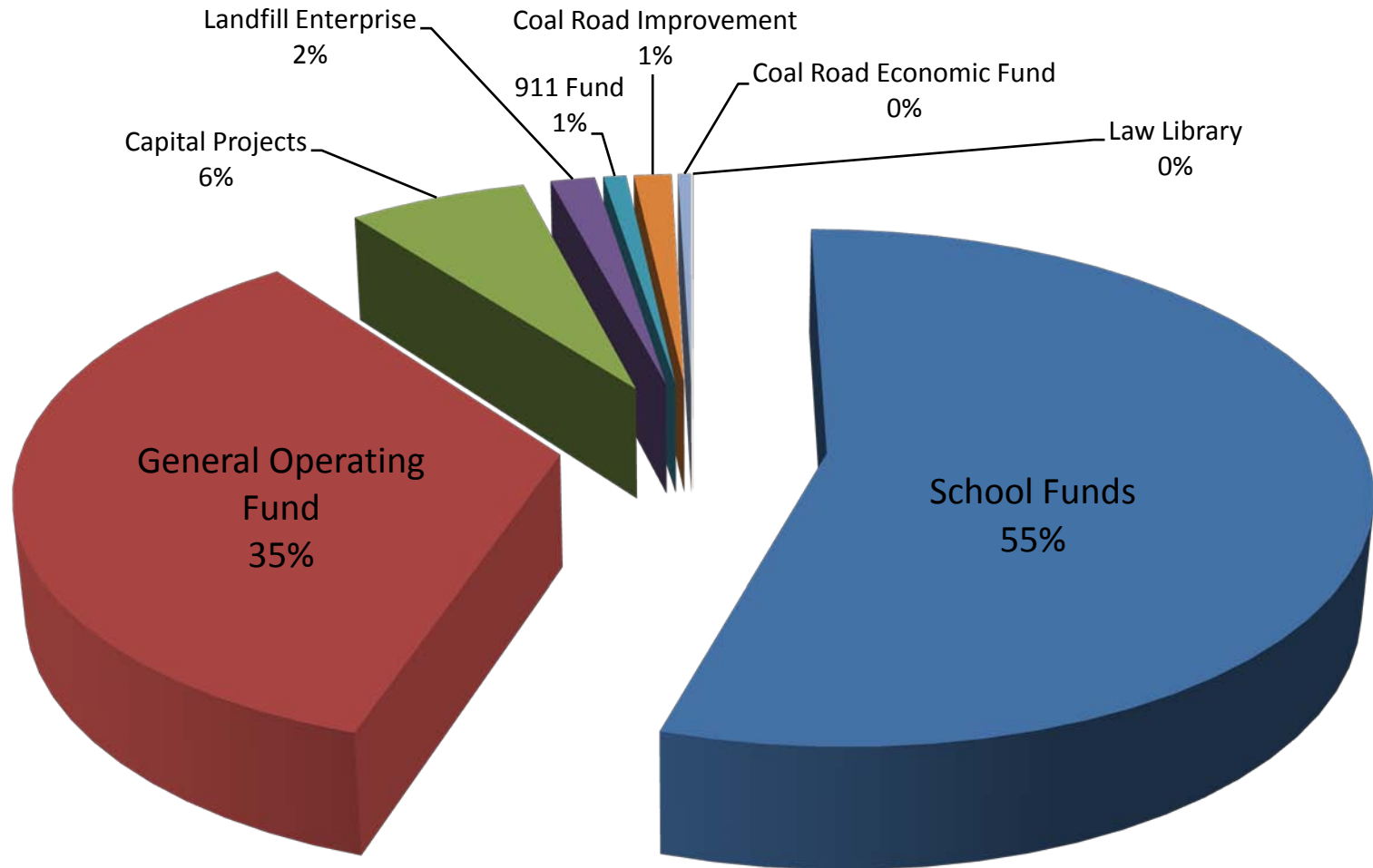
	# of Businesses
0 to 4 employees	632
5 to 9 employees	255
10 to 19 employees	163
20 to 49 employees	96
50 to 99 employees	31
100 to 249 employees	22
250 to 499 employees	6
500 to 999 employees	1
1000 and over employees	0
	1206

*Source: Virginia Employment Commission,
Quarterly Census of Employment and Wages (QCEW), 3rd Quarter (July, August, September) 2012*

Total Budget Comparison

- FY13
- \$108,557,784
- FY14
- \$108,208,487
- Decrease of .32%

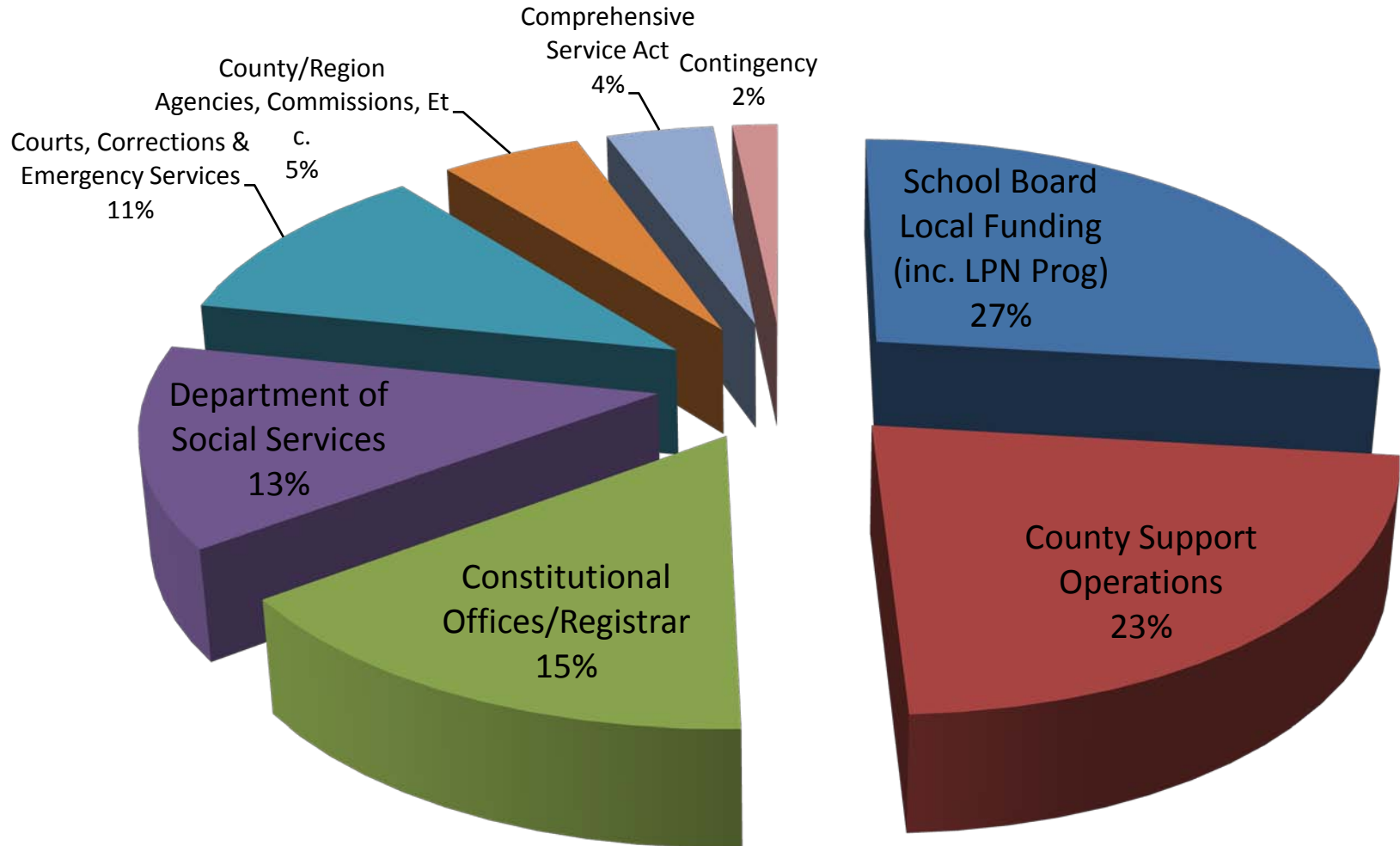
FY14 Expenditures



General Fund Comparison

- FY13
- \$49,604,008
- FY14
- \$51,341,479
- Increase of 3.5%

General Operating Fund FY14



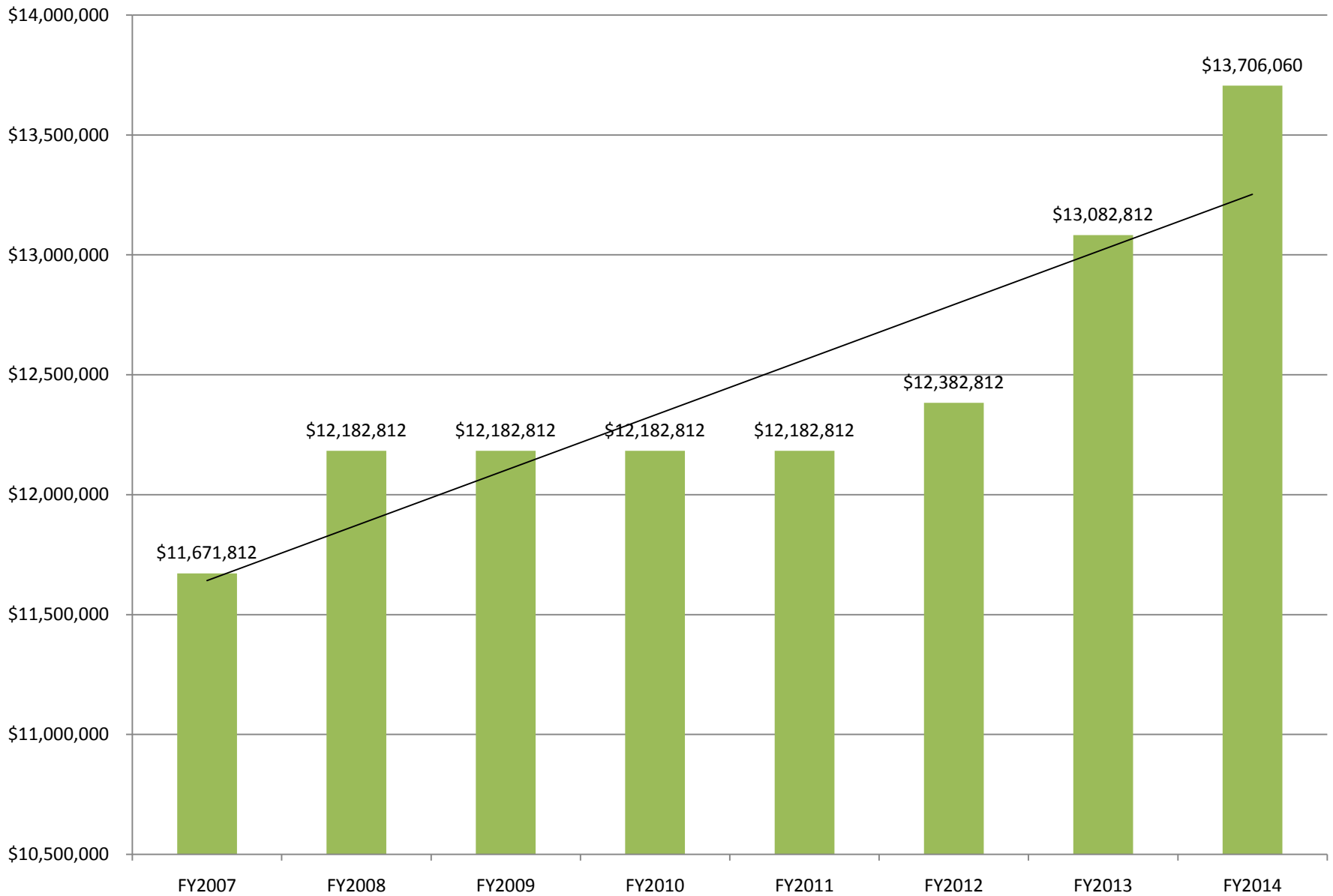
Items included in FY14 Budget

- Local required match for funding Schools in FY14 is \$10,749,851. Tazewell County BOS approved \$13,706,060 for FY14. That is 27.5% more than the state required match.
- Included \$95,000 an additional funding to School Board to complete year 2 of LPN program.
- Increased funding to EMS to begin implementation of Fire & EMS Study recommendations.
- Funding for some needed machinery & equipment, furniture & fixture, capital outlay, including upgrades to the Fairgrounds and Animal Shelter.
- Included \$120,000 for purchase of vehicles for Sheriff's office.

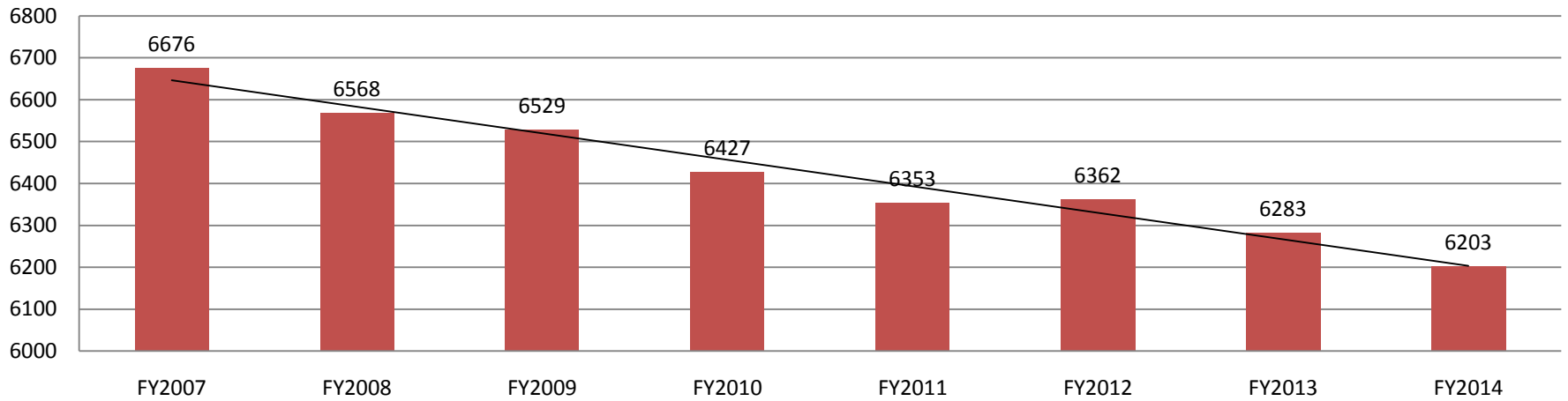
Items included in FY14 Budget

- The Board approved increasing Elderly Tax Exemption income level from \$25,000 to \$30,000 annually. This will take effect January 1, 2014, allowing more citizens to qualify for the exemption for real estate tax.
- Merchants Capital Tax rate- The Board is considering lowering the rate from \$4.30 to \$3.80 for 2013.

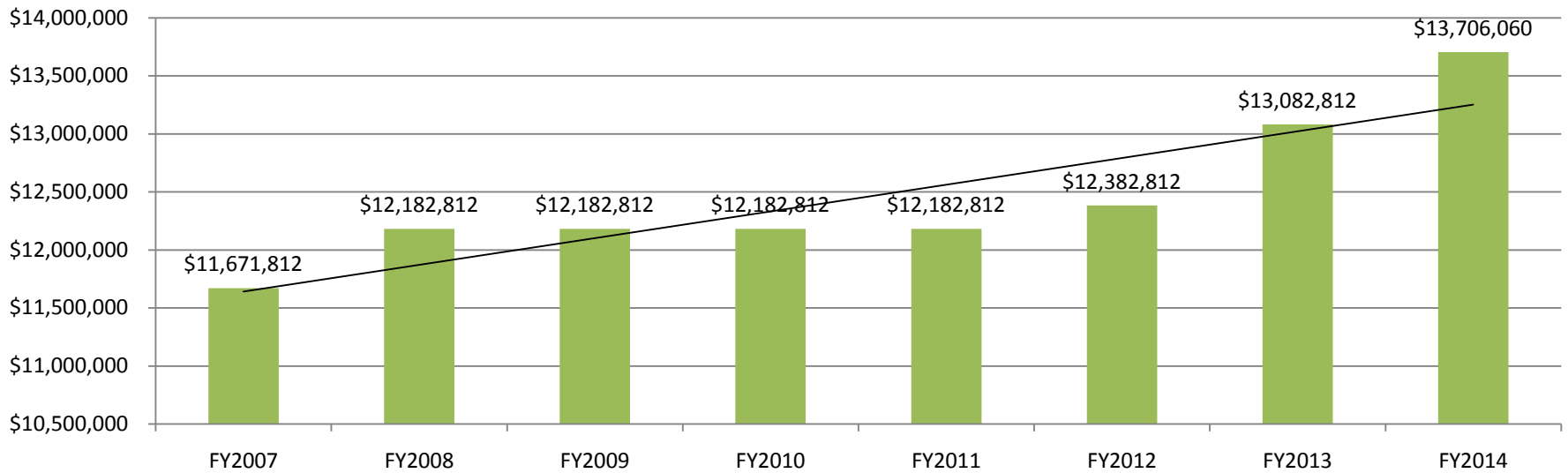
School Funding-Local Share



School Population



School Funding-Local Share



Public Hearing



2 Minutes per Speaker